

Mi·Light® User Instruction

Model No.: iBox2

Features

iBox is an upgraded WiFi box for Mi-light series. The APP has new UI faces, and new functions. With easy link to the wifi router, you will be able to control the lights anywhere.



App Long Distance Control

With WiFi & smart phone APP, you can control the lights anywhere, compatible with IOS, Android 4.3 or above.




Compatibility

2.4GHz RF chip, compatible with all Mi-light series.



Timer Function

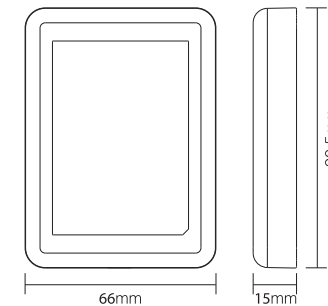
Automatic ON/OFF with timer function



Compatible with all Mi-light 2.4GHz series

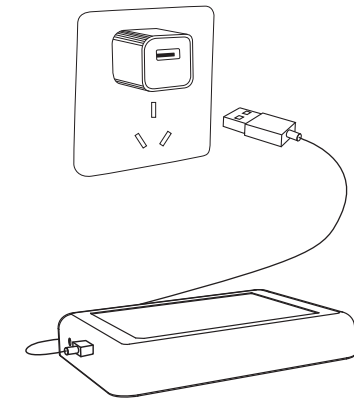
Parameters

Model No.: iBox2
Input: DC5V/500mA
Protocol: 2.4GHz, WiFi 802.11b/g/n
Size: 90.5*66*15mm
Product Weight: 36g



Instructions

Supply power for the device with USB power adapter, DC5V / 500mA.



APP Download

Search 'Miight' from Apple store, or scan the code shown on the below.
Search 'Miight' from Google Play store, or scan the code shown on the below. (Android 4.3 or above.)

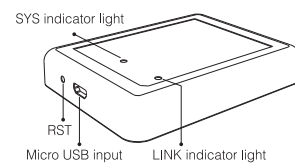


Smart Configuration

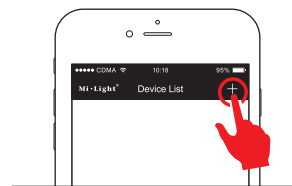
1 Open WLAN via mobile phone, connect to the wireless router.



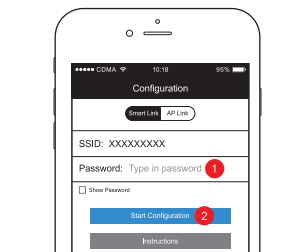
2 Press 'RST' (The SYS indicator light flickers, the LINK indicator light flashes.)



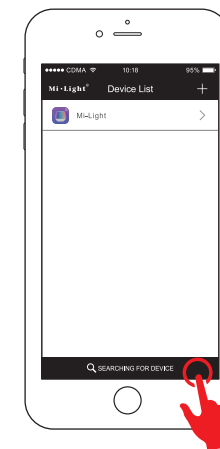
3 Open Mi-light APP, press + to start Configuration



4 Type in your wireless password, press 'Start Configuration'



5 After the configuration is successful, return to devices list, click to search device, then you can control it through the phone .



Caution

1. Cannot exposure to sunshine in case of aging.
2. Avoid contact with corrosive liquids, ie strong alkaline liquid.
3. Pay attention to fire, moisture, fall off
4. Working temperature -20°C ~ 60°C, storage temperature -40°C ~ 85°C.

